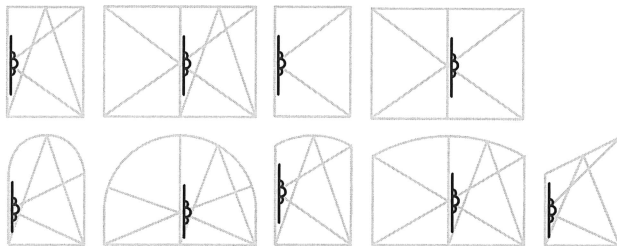
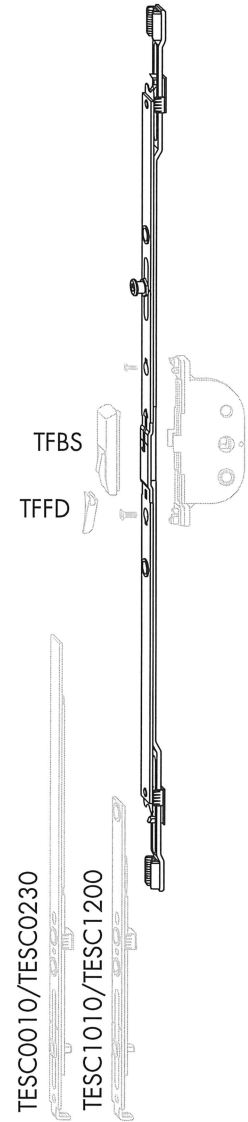
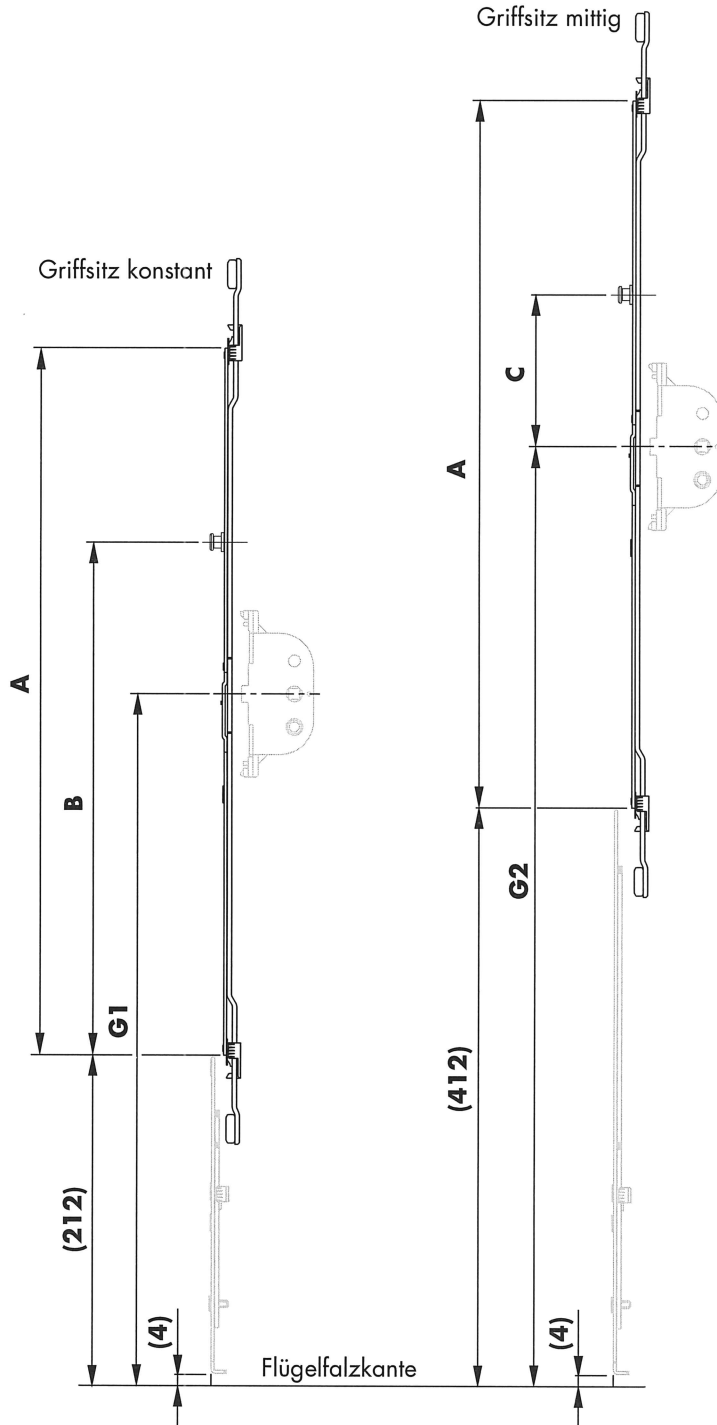


Getriebe OS RS

Griffsitz wahlweise (konstant/mittig)

TITAN iP

TGWK



GS WK 1 WK 2



Materialnummer	Materialkurztext	FFH (mm)		Maße (mm)							⚙️	🔩
		konstant	mittig	A	B	C	G1	G2				
TGWK0030-_____	Getriebe OS Gr.60/G330	660 - 860	660 - 1060	236	-	-	330	330 - 530	-	1		
TGWK0100-_____	Getriebe OS Gr.80/G400 1RS	801 - 1000	801 - 1200	376	268	80	400	400 - 600	1	2		